
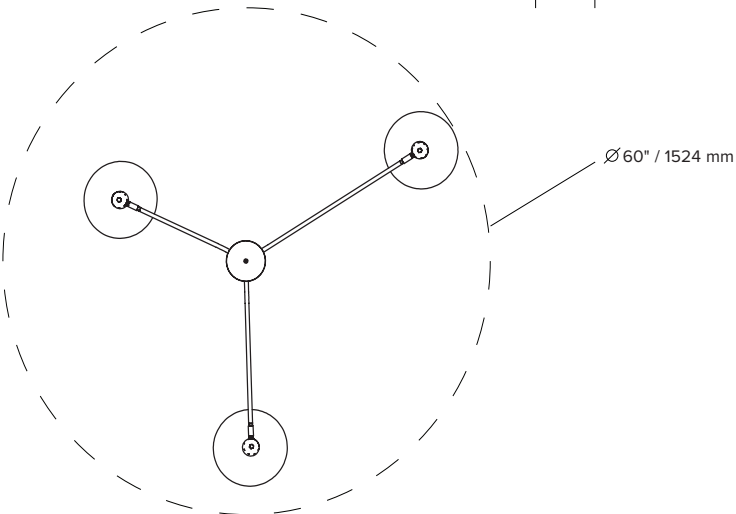
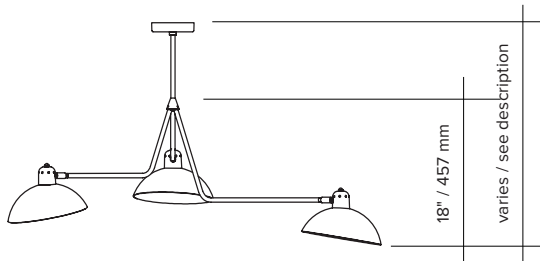


WALDORF SUSPENSION TRIPLE



|  |   |                                 |        |        |         |         |
|--|---|---------------------------------|--------|--------|---------|---------|
| <b>type</b>  | suspension                                  |                                 |        |        |         |         |
| <b>materials</b>   | shade :                                     | powder coated steel & aluminium |        |        |         |         |
|  | body :                                      | powder coated aluminium         |        |        |         |         |
|  | sphere :                                    | milk glass (G60)                |        |        |         |         |
|  | hardware :                                  | brass                           |        |        |         |         |
|  | canopy :                                    | powder coated steel             |        |        |         |         |
| <b>total height</b>  | 24"   | 28"                             | 32"    | 36"    | 42"     | 54"     |
|  | 610 mm                                      | 711 mm                          | 813 mm | 914 mm | 1067 mm | 1372 mm |
|  | <b>weight</b>                               |                                 |        |        |         |         |
|  | min. 4.8 lb / 2.2 kg - max. 5.1 lb / 2.3 kg |                                 |        |        |         |         |
|  | <b>light bulb</b>                           |                                 |        |        |         |         |
|  | LED (included), 3x 4.5W                     |                                 |        |        |         |         |
| <b>sockets</b>   |   |                                 |        |        |         |         |
| G9   |   |                                 |        |        |         |         |
| <b>voltage</b>   |   |                                 |        |        |         |         |
| 120V / 240V  |   |                                 |        |        |         |         |
| <b>dimmer</b>  |   |                                 |        |        |         |         |
| refer to our recommended list of dimmer models   |   |                                 |        |        |         |         |
| <b>certifications</b>  |   |                                 |        |        |         |         |
|    |   |                                 |        |        |         |         |
| <b>notes</b>   |   |                                 |        |        |         |         |
| <ul style="list-style-type: none"> <li>- must be installed by an electrician;</li> <li>- additional charges for modifications or for special orders;</li> <li>- lead time between 7-9 weeks;</li> <li>- dimensions are approximate and may vary slightly.</li> </ul> |   |                                 |        |        |         |         |



## ORDER GUIDE: SKU

| <u>COLLECTION</u>  | <u>MODEL</u> | <u>FINISH (shade and body, hardware)</u>  | <u>HEIGHT</u>   |
|--------------------|--------------|---|---|
| <b>WAL</b> waldorf | <b>07</b>    | <b>BLBR</b> black shade and body, brass hardware<br><b>BLGR</b> black shade and body, graphite hardware<br><b>WHBR</b> white shade and body, brass hardware | <b>A</b> 24" / 610 mm<br><b>B</b> 28" / 711 mm<br><b>C</b> 32" / 813 mm<br><b>D</b> 36" / 914 mm<br><b>E</b> 42" / 1067 mm<br><b>F</b> 54" / 1372 mm<br><b>V</b> custom |
| <b>WAL</b>         | <b>07</b>    | <b>BLBR</b>   | <b>A</b> = <b>WAL07BLBRA</b><br><i>example</i>  |

### FINISH



brass



flat black

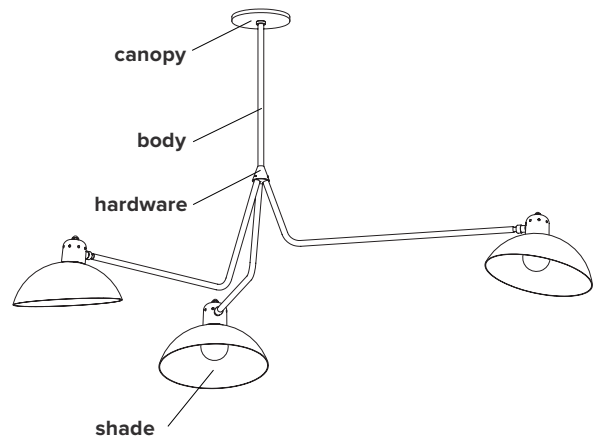



graphite



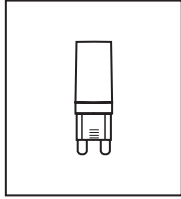
flat white

### CANOPY swivel option for slanted ceiling



## LIGHT BULB & DIMMER SPECIFICATIONS

### G9 SOCKETS



Frosted  
4.5W  
100V-120V / 240V  
450 Lumens  
2700 K  
25 000 H  
CRI ≥80  
2 years warranty

### SPHERES



G60  $\varnothing \pm 2'' / 60 \text{ mm}$



### DIMMER LIST COMPATIBILITY FOR G9 LED BULBS – 120V

The dimming technology offering the best results is ELV (electronic low voltage) dimmers with reverse phase or trailing edge control.

| <u>DIMMER BRAND</u> | <u>MODEL NUMBER</u> | <u>MAX LEVEL</u> | <u>MIN LEVEL</u> | <u>FLICKERING</u> | <u>OVERALL QUOTE</u> |
|---------------------|---------------------|------------------|------------------|-------------------|----------------------|
| LUTRON - MAESTRO    | MAELV-600           | 100%             | 0%               | 0%-10%            | good                 |
| LUTRON - SKYLARK    | SELV-300P           | 100%             | 0%               | no                | very good            |
| LUTRON - SKYLARK    | SELV-303P           | 100%             | 0%               | no                | very good            |
| LUTRON - SKYLARK    | CTELV-303P          | 100%             | 0%               | no                | very good            |
| LUTRON - DIVA       | DVELV-300P          | 100%             | 0%               | no                | very good            |
| LEGRAND - ADORNE    | TRUE UNIVERSAL      | 100%             | 30%              | no                | good                 |

### DIMMER LIST COMPATIBILITY FOR G9 LED BULBS – 230V

| <u>DIMMER BRAND</u> | <u>MODEL NUMBER</u> | <u>MAX LEVEL</u> | <u>MIN LEVEL</u> | <u>FLICKERING</u> | <u>OVERALL QUOTE</u> |
|---------------------|---------------------|------------------|------------------|-------------------|----------------------|
| VARILIGHT           | V-PRO               | 100%             | 2%               | no                | very good            |
| LEGRAND - NILOÉ     | 3 996 35            | 87%              | 15%              | no                | good                 |
| NIKO                | 310-0280X           | 94%              | 5%               | no                | very good            |
| NIKO                | 310-0190X           | 100%             | 1%               | no                | very good            |

\*Other dimmers can yield good results and we recommend conducting your own test before final installation.