

# VINCENT SHEPPARD



## Mona collection

Product data sheet



MONA OLD LACE / UNTREATED TEAK




MONA BLACK / BRUSHED BLACK STAINED TEAK

## MONA

<b>frame</b>	teak	
<b>frame finish</b>	untreated teak or brushed black stained teak	
<b>seat &amp; back</b>	synthetic wicker	
<b>seat colour</b>	natural or black	
<b>glides</b>	untreated teak	white nylon
	brushed black teak	black nylon


## FRAME FINISH



UNTREATED  
TEAK

BRUSHED  
BLACK  
TEAK

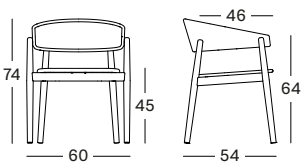
## SEAT COLOURS



OLD LACE  
WICKER

BLACK  
WICKER

## DIMENSIONS



## PROTECTIVE COVERS

dining chair PC075

## VARIANTS

MONA	ITEM CODE	FINISH	PACKAGE DIMENSION (cm/inch)		CBM (m³/ft³)	WEIGHT (kg/lb)
old lace	GD042W002S007	untreated teak	77 x 74 x 64	30 x 29 x 25	0,36 12.6	12,5 27.56
black	GD042W006S023	brushed black				

## MAINTENANCE AND CARE

### SYNTHETIC WEAVE

For our all-weather outdoor collection, we use multiple synthetic materials, including polyethylene, polypropylene, HDPE wicker and HPL.

All our synthetic materials are specifically designed to withstand any weather conditions, are UV-resistant, and can be left outside all year long.

We recommend giving them a quick wash when dirty or every three months with a non-foaming mild detergent.

### TEAK

#### Daily care

Use a moist towel or sponge with a mild solution of water and natural, non-aggressive soap.

#### Stubborn stains

If your furniture is stained, consider one of the following options:

- Grease spots have appeared on the furniture**  
 This is a natural feature of the wood and grease spots should gradually disappear after being exposed to sunlight. However, should you wish to remove these blemishes, we recommend using a degreasing agent and gentle scrubbing with a brush. Rinse off with clean water.
- The furniture has developed mildew spots or black blemishes**  
 This is usually the result of rainwater or sometimes sap dripping from the leaves of trees onto the wood leaving dark marks and spots. Ideally, we recommend the furniture is not placed under trees. However, these marks can be removed by lightly sanding with fine sandpaper.
- You spilled wine or something else leaving persistent stains**  
 For wine and other stains, we recommend using a weak solution of bleach and water combined with a dishwashing agent to wipe the area clean.